



ROOMMATE SEARCH GUIDE

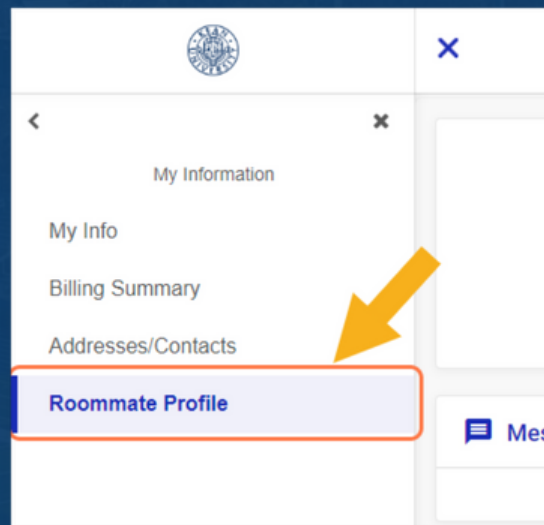
RES LIFE



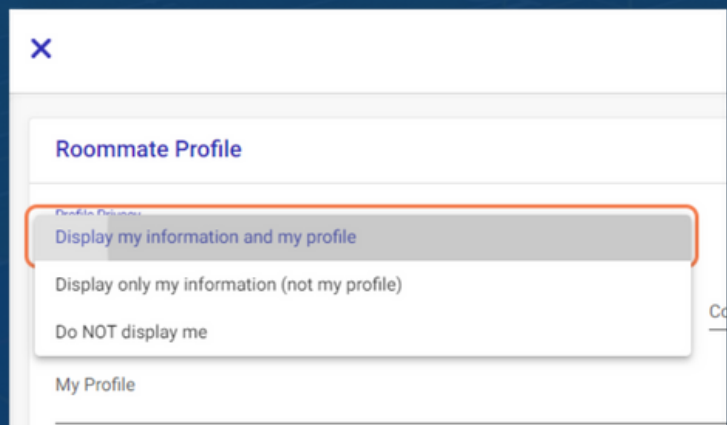
CREATE YOUR ROOMMATE PROFILE

Log into KeanWISE using your Kean credentials, then click on "Residence Life Housing Portal."

Once logged into the housing portal, click "My Information."



Your Profile displays other students looking for roommates, along with your Kean email and living preferences such as guests and cleanliness.



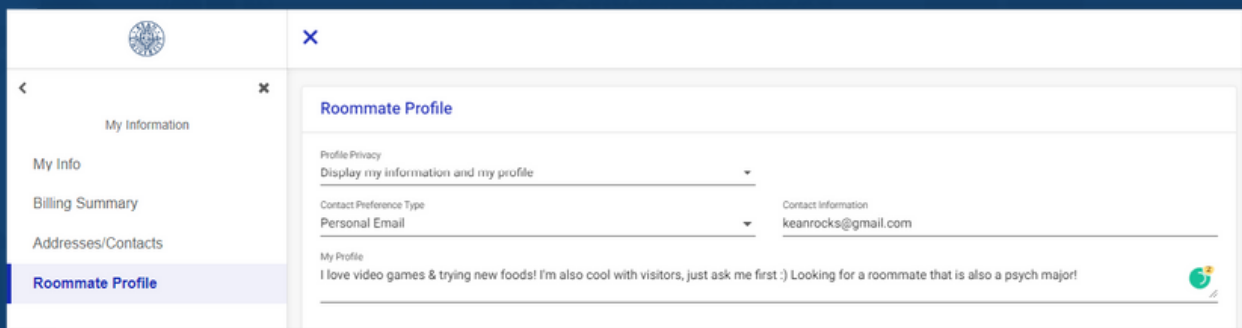
Profile Content Guidelines

- Be civil, tasteful, and relevant.
- Do not post sensitive, personal, unlawful, libelous, harassing, defamatory, abusive, threatening, harmful, obscene, profane, sexually oriented, or racially offensive comments.
- Do not swear, Do not advertise products or services, and Do not impersonate someone else.
- Refrain from sharing social media handles.
- We reserve the right to remove any comments that break these rules.

CREATE YOUR ROOMMATE PROFILE

Your bio serves as your introduction to potential roommates. Tell us about yourself!

- Add your hobbies and interests
- Share what's important to you: study time, religious needs, cleanliness standards, etc.
- Your work schedule, Any pet peeves, etc..



The screenshot shows a web interface for creating a roommate profile. On the left is a sidebar menu with options: 'My Information', 'My Info', 'Billing Summary', 'Addresses/Contacts', and 'Roommate Profile' (which is highlighted). The main content area is titled 'Roommate Profile' and contains several sections: 'Profile Privacy' with a dropdown menu set to 'Display my information and my profile'; 'Contact Preference Type' with a dropdown menu set to 'Personal Email'; 'Contact Information' with the email 'keanrocks@gmail.com'; and 'My Profile' with a text box containing the bio: 'I love video games & trying new foods! I'm also cool with visitors, just ask me first :) Looking for a roommate that is also a psych major!'. There is a small globe icon in the bottom right corner of the bio section.

To Display or Not to Display?...

- **Display my information and my profile** - This is public to other Kean residents looking for roommates!
- **Display only my information (not my profile)** - Displays only searchable information on your application like roommate preferences, and your Kean Email.
- **Do NOT display me - Private** - Setting your profile to private will exclude you from roommate searches. **Regardless of your exclusion from the roommate search, you may still be assigned a roommate through the Housing Selection process.**

FINDING THE RIGHT ROOMMATE

How to Search for Roommate

1. Log into KeanWISE, then click on "Residence Life Housing Portal"
2. Click "Room & Roommate Requests."
3. Click on "Select Roommates."
4. From the drop-down menu select the "Fall 2023" Term.
5. Click on "Search for Roommate."

Search for a friend by typing their name or their Kean Email.

Find students with your same major by searching.

Pick 1-3 critical preferences. The search will display other students that have the same answers as you list them here.

First Name	<input type="text"/>
Last Name	<input type="text"/>
Preferred Name	<input type="text"/>
Kean Email Address	<input type="text"/>
Major	<input type="text"/>
Very Neat	<input type="radio"/> Yes <input type="radio"/> No <input type="radio"/> (no preference)
Guest-Friendly	<input type="radio"/> Yes <input type="radio"/> No <input type="radio"/> (no preference)
Student Athlete	<input type="radio"/> Yes <input type="radio"/> No <input type="radio"/> (no preference)
International Student	<input type="radio"/> Yes <input type="radio"/> No <input type="radio"/> (no preference)
Transfer Student	<input type="radio"/> Yes <input type="radio"/> No <input type="radio"/> (no preference)
Gender	<input type="text"/>

FINDING THE RIGHT ROOMMATE

Residence Life Staff is dedicated to helping you grow and learn, both intellectually and emotionally. While you don't have to be best friends, roommates/suitemates play an important role in your daily living experience so its important to spend time getting to know each other.

Some items to discuss with your roommate/suitemate include:

- **Daily Schedules:** sleeping times, TV viewing, use of music players and volume, etc.
- **Personal Habits:** smoking (not allowed in the halls), singing, exercising, snoring, etc.
- **Guests and Visitation:** friends in the room, overnight guests, etc.
- **Housekeeping:** making beds, cleaning, trash removal etc.
- **Sharing:** use or non-use of each other's clothes, records, food, bed, etc.
- **Moods:** grouchiness, illness, sadness, jealousy, stressed, happy, etc.
- **Values** involving race, religion, politics, lifestyle, goals, Privacy/Personal Time, etc.
- **Rules and Regulations:** Remember, you are held accountable for anything that goes on in your room.

All students are required to complete a roommate/suitemate agreement with their RA after move-in day.

Please note that if you do not match with a roommate or suitemate, you may be one assigned administratively or through the housing selection process based on availability.

SENDING REQUESTS & MATCHING

- When you request a roommate, they'll get an auto email and see your name under **Pending Roommate Requests**.
- Email them to introduce yourself. Emails go to your Kean.edu inbox.
- Requests that you **send and match** with will appear under **Roommate Requests**.
- Roommate groups can be 2-4 people.
- **All students in the group** must request and match with each other, similar to Facebook! The portal will tell you which roommates still need to be matched.
- You must also change your gender to self-identified if you have answered **YES to Gender Inclusive Housing** on your application. In this way, you can search through roommate profiles without regard to their gender assigned at birth.
- Your matched roommates and you will be able to select a room to live in during your **Housing Selection** time.
- Your **roommate group** and you will be shown which halls you are eligible for, as well as the number of spots and the cost for the semester. The person selecting can choose what bedrooms each member wants.

[Click or Scan to Watch Tutorial](#)



2023-2024 HOUSING SELECTION

Guidelines to Participate

FIRST-YEAR FRESHMEN

PARTICIPATE IN HOUSING SELECTION BEGINNING MAY 1, 2023-JUNE 1, 2023

- Submit a housing application by May 1, 2023
- Submit all immunizations to Student Health Services by May 1, 2023.

After June 1, 2023 applicants will still be able to choose from remaining available spaces on the housing portal.



New student-athletes are assigned housing automatically based on information from the Athletics Department and can contact Residence Life for questions about their rooms or assignments.

2023-2024 HOUSING SELECTION

Dates & Rules to Participate

UPPERCLASS RETURNERS & TRANSFERS

Applications must be submitted by March 24, 2023
Housing Selection will open on portal for the following groups as scheduled.

Mar 29: Keep My Room Day

Mar 30-31: Priority Selection

Apr 3 - Apr 7: General Selection

May 10: Housing Selection Reopens for All

[Click Here to Register for Keep My Room Day!](#)

- Rising sophomores are not eligible to keep their room in a freshman hall.
- If you currently live in a single room you are not eligible.

Priority Groups

- Student-Athletes
- Current Division of Student Affairs Student Staff (MSC, Wellness Center, SGA, CLS, ResLife, Cougar's Byte)
- Students with **approved** housing accommodations through the Office of Accessibility Services
- Suitemate groups established during Roommate Remixers*

(Must meet your roommate at the event and submit suitemate commitment form by March 24th)